

# TOURISM IN ICELAND IN FIGURES

## - October 2022

### International visitors through Keflavík Airport

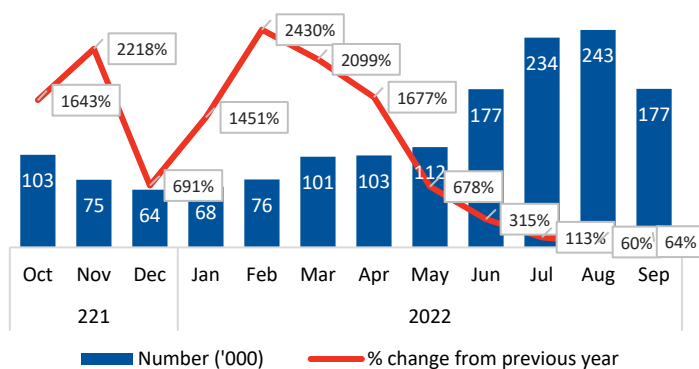
#### International departures in the period Oct. '21- September '22<sup>1</sup>

	% of departures	Number	% change from the past 12 months*
<b>Total number</b>		<b>1,532,954</b>	<b>231.7%</b>
<i>Top ten countries**</i>			
USA	26.1%	400,553	135.9%
UK	11.5%	176,676	703.4%
Germany	8.6%	131,240	196.7%
France	6.0%	91,215	305.9%
Poland	5.4%	83,507	114.0%
Italy	4.0%	61,497	215.6%
Denmark	3.7%	57,464	283.1%
Netherlands	3.3%	50,995	450.3%
Spain	3.2%	49,429	299.7%
Canada	2.6%	39,515	975.5%

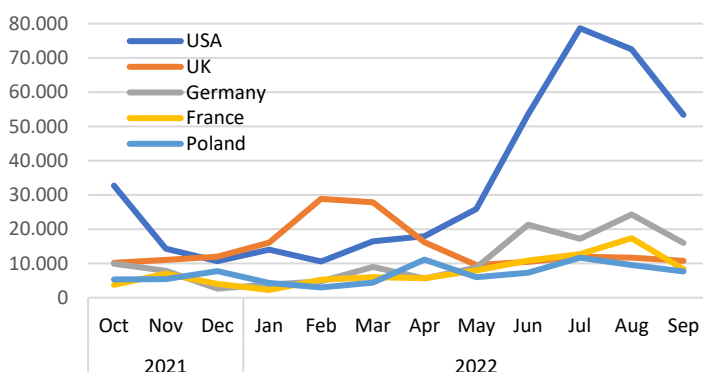
\*Comparison of the periods October-September 2020-21/2021-22.

\*\*Top ten countries were 74.5%.

#### Departures by month<sup>1</sup>



#### Departures by month – Top five\* countries<sup>1</sup>



\*Top five countries (October'21-September'22) in total were 57.6%.

### Main purpose of visit to Iceland and length of stay

#### Purpose of visit October 2021 – September 2022<sup>2</sup>

	Number*	% of visitors
Holiday	1,384,257	90.3%
Visit friends/relatives	56,719	3.7%
Business related	45,989	3.0%
Health-related, education etc.	24,527	1.6%
Temporary work	12,264	0.8%
Visit without an overnight stay	9,198	0.6%

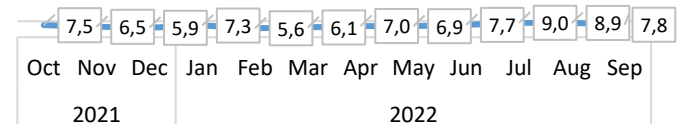
\*Calculation based on visitor statistics at Keflavik Airport.

#### Length of stay in Iceland October 2021 – September 2022<sup>2</sup>

	Number of nights	% change from the past 12 months*
<b>Average length of stay</b>	<b>7,6</b>	<b>-16.5%</b>
USA	6,8	-15.0%
UK	5,5	-26.7%
Germany	9,8	-12.5%
France	9,0	-13.5%
Poland	8,4	5.0%
Italy	8,5	-16.7%
Denmark	7,0	-17.7%
Netherlands	8,6	-19.6%
Spain	8,7	-17.9%
Canada	7,4	-18.7%

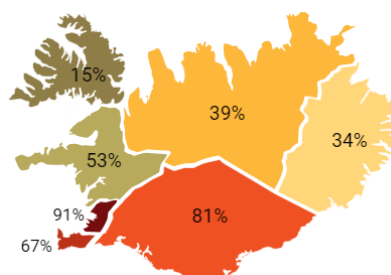
\*Comparison of the periods October-September 2020-21/2021-22.

#### Average length (nights) of stay by month Oct. '21-Sep.'22<sup>2</sup>



### International visitors by region

#### Which regions were visited October 2021-September 2022<sup>2</sup>



## Overnight stays

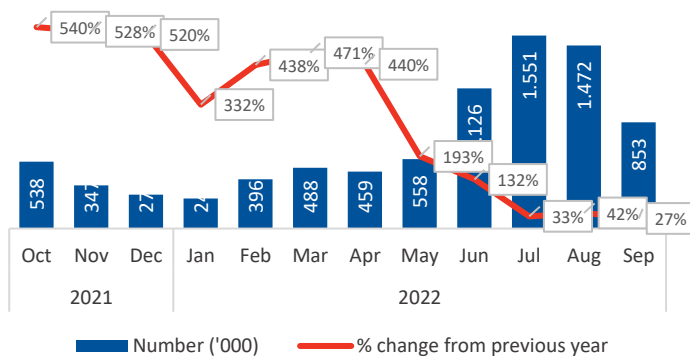
### Overnight stays in registered accommodation (Oct.'21-Sep.'22<sup>3</sup>)

	% of guest nights	Number	% change from the past 12 months*
<b>Total guest nights**</b>		<b>8,302,999</b>	<b>105,7%</b>
Hotels	52.7%	4,374,659	152,9%
Guesthouses	14.8%	1,226,446	84,2%
Other accommodation	32.5%	2,701,894	64,7%

\*Comparisons of the periods October-September 2020/21 - 2021/22.

\*\*Non-registered stays are not included.

### Overnight stays\* in registered accommodation by month<sup>3</sup>



\*Overnight stays of Icelanders and international visitors in registered accommodation.

### Overnight stays in hotels October 2021 – September 2022<sup>3</sup>

	% of hotel guest nights	Number	% change from the past 12 months*
<b>Total guest nights**</b>		<b>4,374,659</b>	<b>152.9%</b>
USA	25.1%	1,098,581	149.7%
Iceland	20.7%	907,149	32.9%
UK	12.7%	555,109	657.8%
Germany	9.0%	394,619	210.1%
France	4.3%	188,145	306.1%

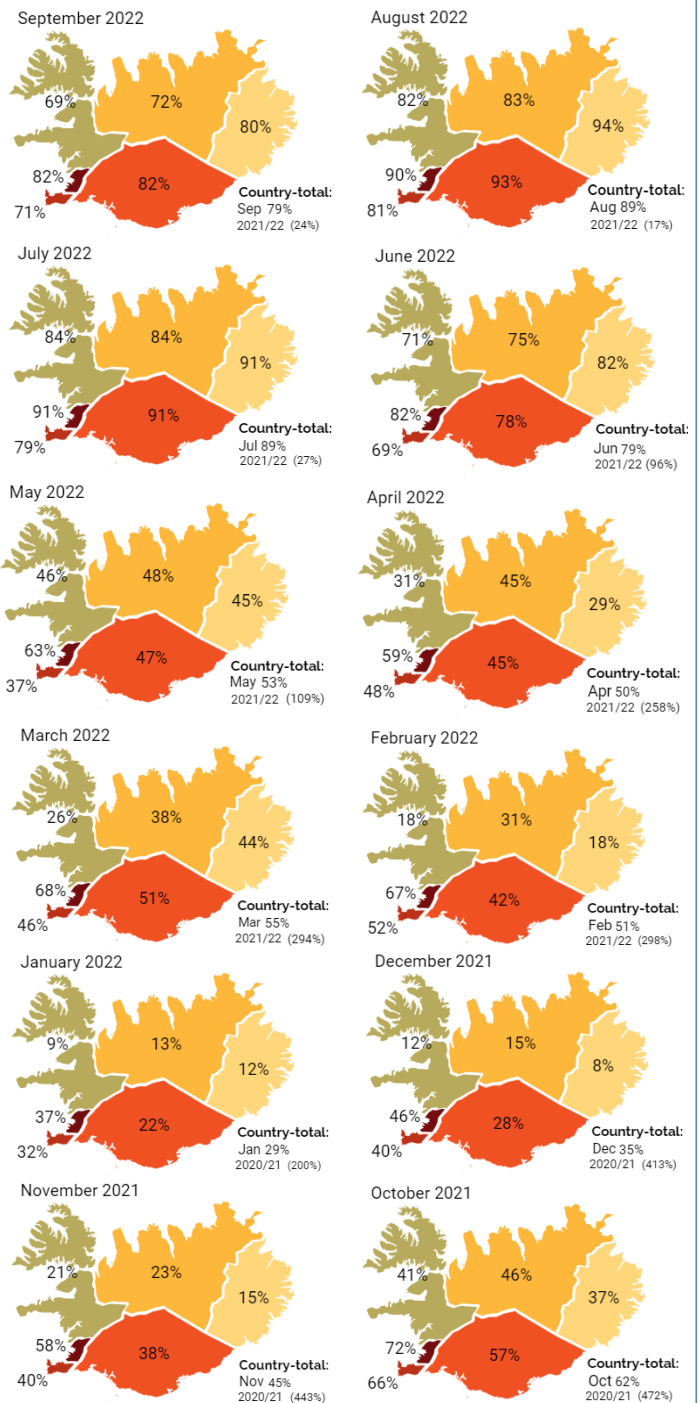
\*Comparison of October-September 2020/21 - 2021/22.

\*\*5 largest nationalities accounted for 71.8% of total guest nights in hotels.

### Room occupancy in hotels (October 2021 – September 2022<sup>3</sup>)

	Total		Capital region	
	Room occupancy	% change from previous year	Room occupancy	% change from previous year
Oct'21	61.8%	472.2%	72.1%	606.9%
Nov'21	44.5%	442.7%	58.2%	601.2%
Dec'21	34.9%	413.2%	46.2%	500.0%
Jan'22	28.5%	200.0%	36.5%	288.3%
Feb'22	51.0%	298.4%	67.1%	515.6%
Mar'22	55.1%	293.6%	68.0%	341.6%
Apr'22	50.1%	257.9%	58.9%	287.5%
May'22	53.3%	109.0%	62.5%	101.6%
Jun'22	78.5%	96.3%	82.4%	83.9%
Jul'22	88.5%	27.2%	90.7%	33.8%
Aug'22	88.6%	17.4%	90.3%	18.5%
Sep'22	78.7%	23.9%	81.8%	29.2%

## Room occupancy in hotels by region<sup>3</sup>



## Sources

<sup>1</sup>Icelandic Tourist Board and Isavia: Departure statistics at Keflavik Airport. The counting of passengers is done manually before they enter the departure area and the limitations of the methodology needs to be kept in mind when viewing the statistics. The counting covers all passengers going through the security check. From October 2019, the counting is based on a sampling method.

<sup>2</sup>Icelandic Tourist Board: Border Survey conducted by the Icelandic Tourist Board and Statistics Iceland at Keflavik Airport. Due to Covid the survey was not active April-June 2020 and September 2020 - May 2021.

<sup>3</sup>Statistics Iceland: Accommodation statistics 2020-2022. Guest nights in registered accommodation refer to overnight stays with operators registered in Statistics Iceland's database. Estimated figures for 2022.