

TOURISM IN ICELAND IN FIGURES

- Summer 2021

International visitors through Keflavik Airport

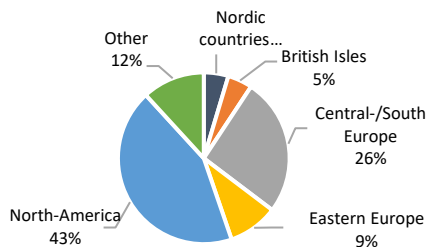
Visitors in summer 2021 (June-August)¹

	% of departures	Number	% change* from	
			2020	2019
Total number		304,371	164%	-55%
<i>Top 10 countries*</i>				
USA	43%	130,277	9232%	-31%
Germany	9%	26,549	26%	-54%
Poland	7%	21,425	74%	-25%
France	5%	14,311	90%	-64%
UK	5%	13,806	121%	-59%
Italy	4%	12,615	45%	-42%
Israel	3%	9,004	33249%	74%
Denmark	3%	8,659	-46%	-51%
Baltic states	2%	6,962	212%	-32%
Spain	2%	6,923	78%	-71%

*Top ten countries were 83%.

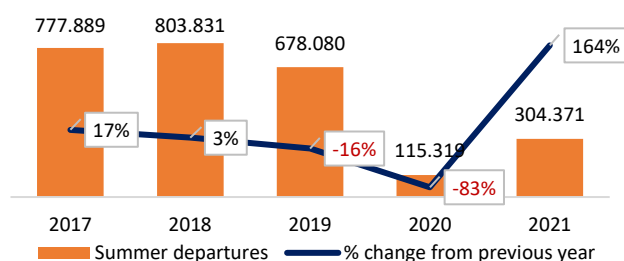
** Comparisons of the period June-August 2020/2021 and 2019/2021.

Visitors by market area in summer 2021 (June-August)¹

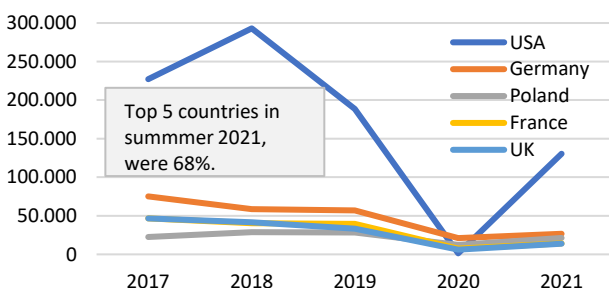


International visitors to Iceland in summer 2017-2021

Total number of foreign visitors in summer (June-August)¹



Top five countries summer 2021 – trends the last 5 years¹



Main purpose of visit and length of stay

Purpose of visit in summer 2021²

	% of visitors	Number*
Holiday	90.2%	274,543
Visit friends/relatives	4.2%	12,784
Health related, education etc.	1.6%	4,870
Business related	2.3%	7,001
Temporary work	0.9%	2,739
Visit without an overnight stay	0.8%	2,435

*Calculation based on visitor statistics at Keflavik airport.

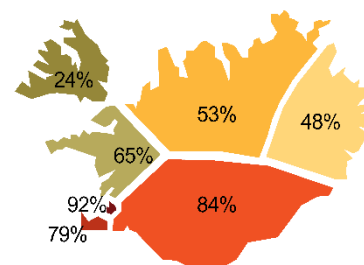
Length of stay in Iceland in summer 2021²

	Number of nights	% change* from	
		2020	2019
Average length of stay	9,1	-20%	17%
USA	8,1	-	37%
Germany	11,0	-14%	6%
Poland	8,3	-16%	1%
France	10,1	-21%	-3%
UK	7,8	-17%	15%
Italy	10,9	-6%	20%
Israel	11,9	-	3%
Denmark	9,9	9%	38%
Baltic states	8,2	-	5%
Spain	11,0	0%	15%

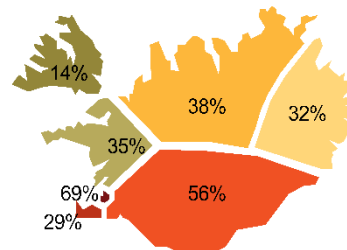
* Comparisons of the period June-August 2020/2021 and 2019/2021.

Visits by region

To what regions did visitors travel in summer 2021²



In which regions did visitors overnight in summer 2021²



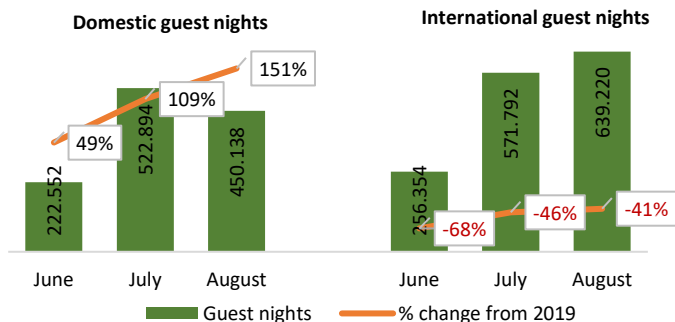
Number of overnight stays in Iceland in summer

Overnight stays in registered accommodation (Jun-Aug) 2021³

	% of guest nights	Number	% change from	
			2020	2019
Total guest nights		2,662,950	58%	-24%
Hotel	38%	1,008,393	104%	-31%
Guesthouses	17%	456,608	51%	-20%
Other	45%	1,197,949	34%	-20%

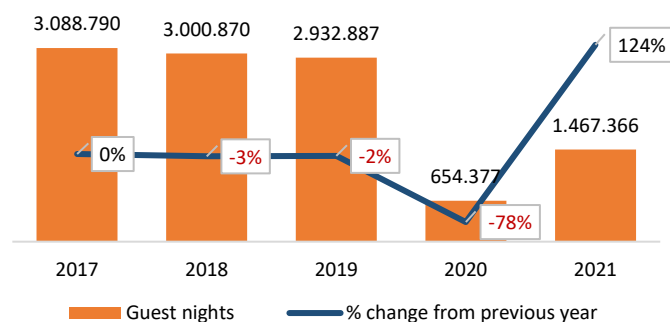
*Comparisons of the period June-August 2020/2021 and 2019/2021.

Overnight stays in registered accommodation by months³

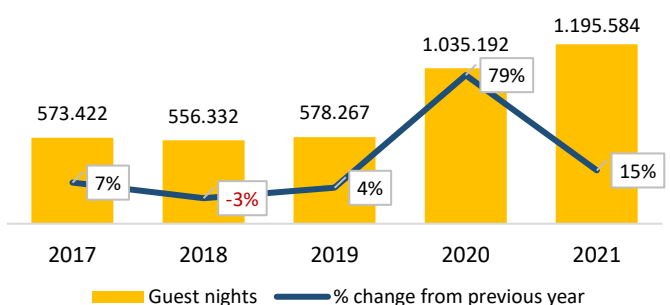


Number of overnight stays in Iceland in summer 2017-2021

International guest nights in registered accommodation (Jun-Aug)³



Domestic guest nights in registered accommodation (Jun-Aug)³



Guest nights in hotels

Overnight stays in hotels June-August 2021³

	% of hotel-guest nights	Number	% change from	
			2020	2019
Total		1,008,393	104%	-31%
<i>Domestic</i>	32%	327,560	9%	182%
<i>International</i>	68%	680,833	252%	-49%
-USA	30%	300,572	4630%	-30%
-Germany	8%	79,931	62%	-48%
-UK	4%	43,674	236%	-52%
-Israel	4%	38,177	25183%	72%
-France	3%	33,809	-138%	-48%

Room occupancy in hotels

Number of bedrooms in hotels summer 2021³

	Iceland-total			Capital region		
	Number 2021	% change* from 2020 2019		Number 2021	% change* from 2020 2019	
June	8,913	7%	-19%	3,277	5%	-37%
July	9,738	15%	-12%	3,944	25%	-24%
August	10,178	17%	-9%	4,363	23%	-18%

*Comparisons of June, July, August 2020/2021 and 2019/2021.

Room occupancy in hotels summer 2021³

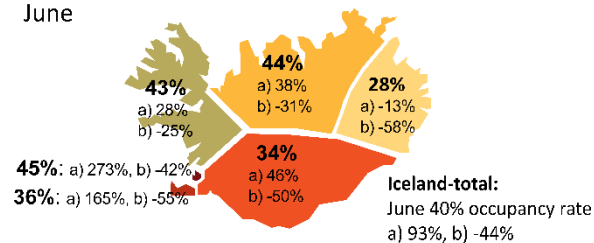
	Iceland-total			Capital region		
	Occupancy 2021	% change* from 2020 2019		Occupancy 2021	% change* from 2020 2019	
June	40.1%	93%	-44%	44.8%	273%	-42%
July	69.6%	47%	-14%	67.8%	96%	-15%
August	76.3%	110%	-8%	78.0%	173%	-8%

*Comparisons of June, July, August 2020/2021 and 2019/2021.

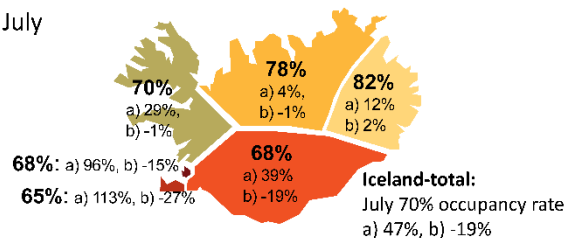
Room occupancy by region June -August 2021³

Comparisons of the period a) 2020-21, b) 2019-21

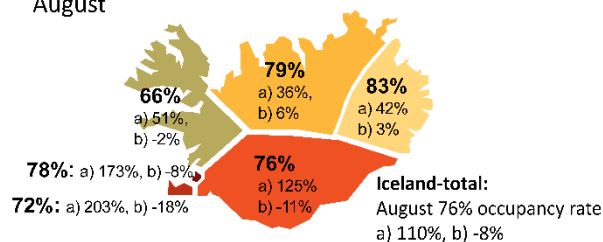
June



July



August



Sources

¹Icelandic Tourist Board and Isavia: Departure statistics at Keflavik airport 2019-2021. The counting of passengers is done manually before they enter the departure area and the limitations of methodology needs to be kept in mind when viewing the statistics. The counting is based on a sampling method.

²The Icelandic Tourist Board: Border Survey conducted by the Icelandic Tourist Board and Statistics Iceland at Keflavik Airport. Due to Covid the survey was not active June 2020.

³Statistics Iceland: Accommodation statistics 2019-2021. Guest nights in registered accommodation refer to overnight stays with operators registered in Statistics Iceland's database. Estimated figures for 2021.